

# Procesi i Rimbushjes (TOP UP) --web

1. Ne menune "Pagesa", perzgjidhni "Top UP"

The screenshot shows a web application interface for a 'Top Up' process. On the left, a dark sidebar menu contains various options, with 'PAGESA' and 'TOP UP' highlighted. The main content area is titled 'Top Up' and includes a dropdown for account selection (Llogaria: ZGJIDH LLOGARINE), a dropdown for company selection (Zgjidhni kompanine: vodafone), a text field for phone number (Numri i telefonit), a radio button selection for amount (Zgjidhni shumën: 300.00, 500.00, 1,000.00, 2,000.00), a text field for amount (Shuma: 300.00), and a text field for name (Emri i perfituesit). A 'KONFIRMO' button is located at the bottom right.

2. Zgjidhni Kompanine Telefonike (psh. Vodafone)
3. Vendosni numrin e celularit sipas formatit 3556xxxxxx
4. Vendosni vleren e rimbushjes. Vlera minimale do te jete 300 ALL
5. Emri i Perfituesit eshte i detyrueshem.
6. Mund te ruhet ne "Format e Mia" per te patur nje mundesi me te shpejte rimbushje ne te ardhmen.

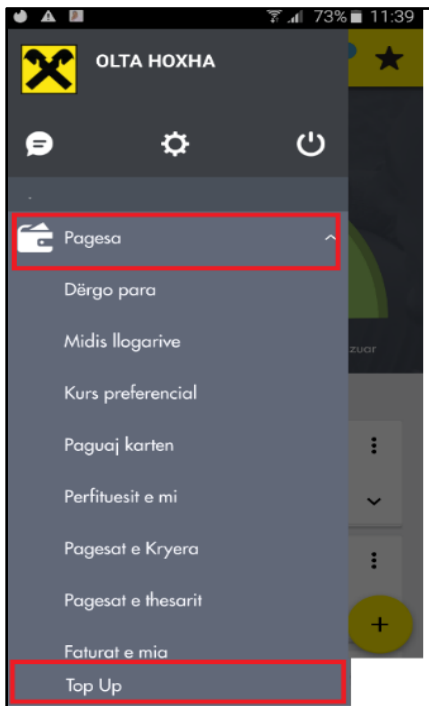
The screenshot shows the 'Top Up' form with the following filled-in fields: 'Llogaria: LLOGARIA NE LEK (ALL 78,247.25)', 'Zgjidhni kompanine: vodafone', 'Numri i telefonit: 355691111111', 'Zgjidhni shumën: 300.00', 'Shuma: 300.00', and 'Emri i perfituesit: Test Test'. The 'Ruaj ne format e mia' checkbox is checked. A 'KONFIRMO' button is located at the bottom right.

Mesazhi i konfirmimit:

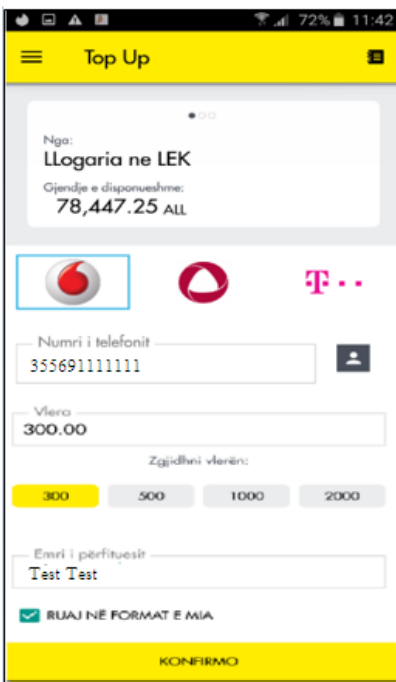
The screenshot shows a confirmation message box with the title 'INFORMACIONE' and the text 'Kerkesa per rimbushje u krye me sukses.' and an 'OK' button at the bottom.

# Procesi i Rimbushjes (TOP UP) – mobile(Android/IOS)

1. Ne menune “Pagesa”, perzgjidhni “Top UP”



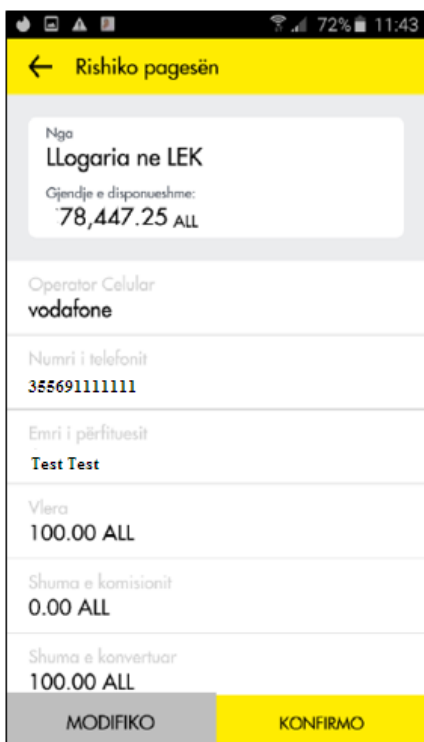
- 2.Zgjidhni Kompanine Telefonike (psh. Vodafone)
- 3.Vendosni numrin e telefonit
- 4.Vendosni vleren e rimbushjes ose mund te zgjidhni nje nga vlerat e percaktuara.
- 5.Ploteso Emrin e Perfituesit (fushe e detyrueshme)
- 6.Dhe ne fund klikoni “Konfirmo”



*Shenim: Numri I telefonit mund te vendoset manualisht ne formatin 3556XXXXXXX ose duke e perzgjidhur nga kontaktet.*

*Shenim: Vlera minimale do te jete 300 ALL*

*Shenim: Rimbushja mund te ruhet ne "Format e Mia" per te patur nje mundesi me te shpejte rimbushje ne te ardhmen.*



Pasi klikohet Konfirmo shfaqen te dhenat e pageses. Klienti ka mundesi te rishikojë pagesen dhe te verifikojë te dhenat nese jane vendosur sakte

Mesazhet e konfirmimit do te jene si me poshte:

